



# 2009-2010 GMT Quarterly Report for District (or Undistricted) **District A 711**

GMT: **TERRY GRAHAM**

Location: **ONTARIO**

GMT CA: **2**

## CLUBS

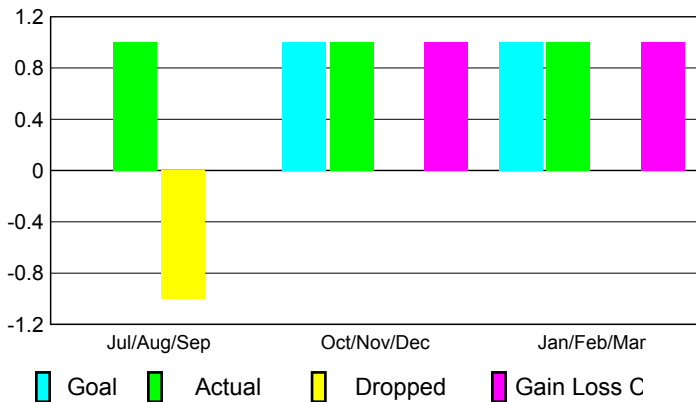
**Club Results**  
2009-2010

**Clubs**  
2008-2009

Month	New Club Goal	Actual New Clubs	Actual Dropped Clubs	Gain/Loss of Clubs	Gain/Loss of Clubs
Jul/Aug/Sep	0	1	-1	0	0
Oct/Nov/Dec	1	1	0	1	0
Jan/Feb/Mar	1	1	0	1	-1
<b>Totals</b>	<b>2</b>	<b>3</b>	<b>-1</b>	<b>2</b>	<b>-1</b>

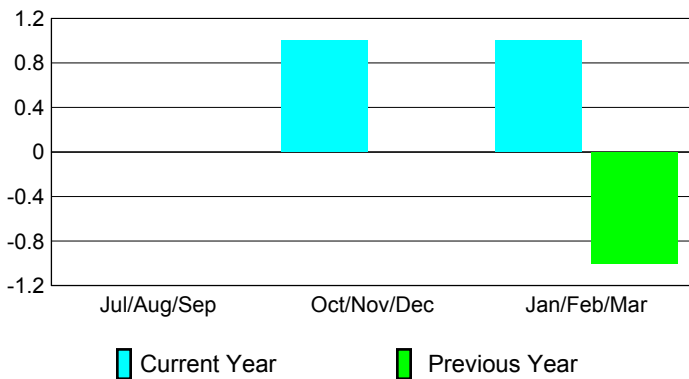
### Club Results 2009-2010

Goal, New, Dropped, Gain/Loss



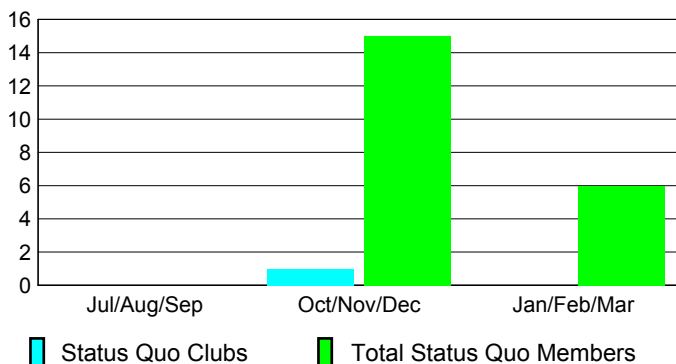
### Comparison of Club Gain/Loss

Current Year Compared to the Previous Year



### YTD Status Quo Clubs 2009-2010

Status Quo Clubs Compared to Status Quo Members



## MEMBERSHIP

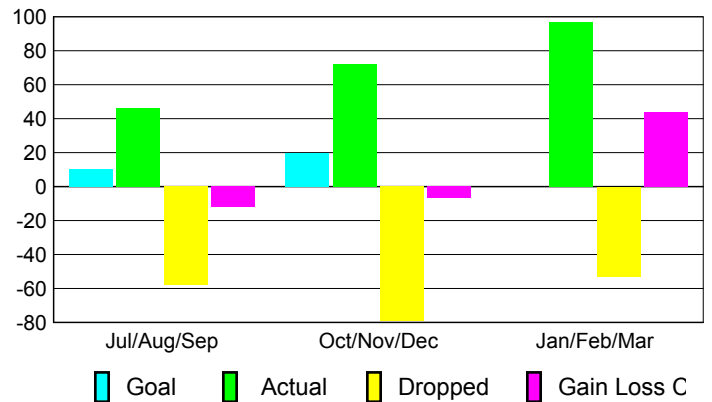
**Membership Results**  
2009-2010

**Membership**  
2008-2009

Month	Net Memb Goal	Actual New Memb	Actual Dropped Memb	Gain/Loss of Memb	Gain/Loss of Memb
Jul/Aug/Sep	10	46	-58	-12	-14
Oct/Nov/Dec	20	72	-79	-7	-14
Jan/Feb/Mar	0	97	-53	44	6
<b>Totals</b>	<b>30</b>	<b>215</b>	<b>-190</b>	<b>25</b>	<b>-22</b>

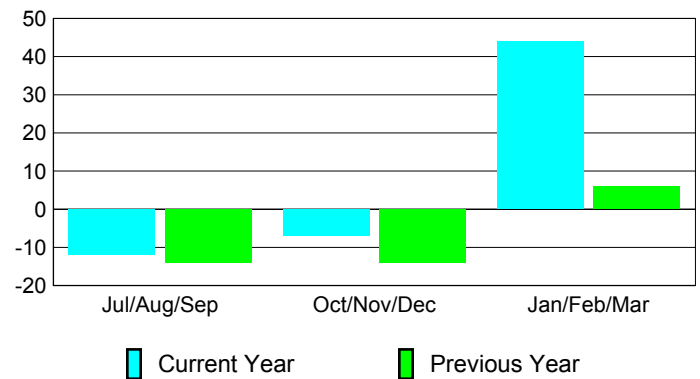
### Membership Results 2009-2010

Goal, New, Dropped, Gain/Loss

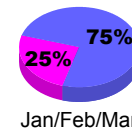
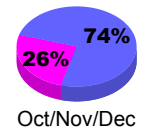
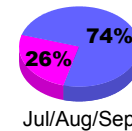


### Comparison of Membership Gain/Loss

Current Year Compared to the Previous Year



### Gender Comparison 2009-2010



Male

Female